WELDING NECK

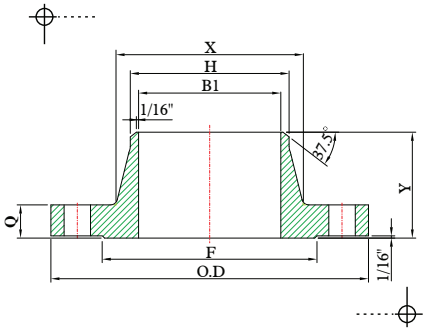

LAP JOINT

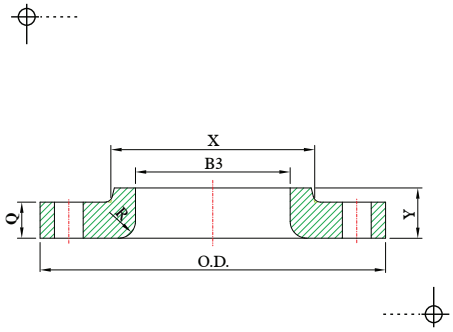

SLIP-ON

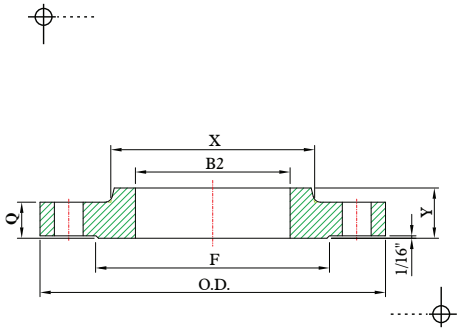

DIMENSIONS

unit : inch

NOM. PIPE SIZE	FLANGE DIAMETER (O.D.)	FLANGE THICKNESS (Q) MIN. (1)	HUB DIA. AT BASE (X)	RAISED FACE DIA. (F)	HUB DIA. AT WELDING POINT (H)	BORE DIAMETER (B)			COUNTER BORE OF THREADED FLANGE (C)	DEPTH OF SOCKET (D)	LENGTH THROUGH HUB (Y)		
						(B1) WELDING NECK AND SOCKET WELD (2)	(B2) SLIP-ON AND SOCKET WELD MIN.	(B3) LAP JOINT MIN.			WELDING NECK	SLIP-ON SOCKET WELD AND THREADED	LAP JOINT
1/2	3.50	0.44	1.19	1.38	0.84	0.62	0.88	0.90	NO COUNTER BORE REQUIRED ON 150# THREADED FLANGES	0.38	1.88	0.62	0.62
3/4	3.88	0.50	1.50	1.69	1.05	0.82	1.09	1.11		0.44	2.06	0.62	0.62
1	4.25	0.56	1.94	2.00	1.32	1.05	1.36	1.38		0.50	2.19	0.69	0.69
1 1/4	4.62	0.62	2.31	2.50	1.66	1.38	1.70	1.72		0.56	2.25	0.81	0.81
1 1/2	5.00	0.69	2.56	2.88	1.90	1.61	1.95	1.97		0.62	2.44	0.88	0.88
2	6.00	0.75	3.06	3.62	2.38	2.07	2.44	2.46		0.69	2.50	1.00	1.00
2 1/2	7.00	0.88	3.56	4.12	2.88	2.47	2.94	2.97		0.75	2.75	1.12	1.12
3	7.50	0.94	4.25	5.00	3.50	3.07	3.57	3.60		0.81	2.75	1.19	1.19
31/2	8.50	0.94	4.81	5.50	4.00	3.55	4.07	4.10		0.88	2.81	1.25	1.25
4	9.00	0.94	5.31	6.19	4.50	4.03	4.57	4.60		0.94	3.00	1.31	1.31
5	10.00	0.94	6.44	7.31	5.56	5.05	5.66	5.69		0.94	3.50	1.44	1.44
6	11.00	1.00	7.56	8.50	6.63	6.07	6.72	6.75		1.06	3.50	1.56	1.56
8	13.50	1.12	9.69	10.62	8.63	7.98	8.72	8.75		1.25	4.00	1.75	1.75
10	16.00	1.19	12.00	12.75	10.75	10.02	10.88	10.92		1.31	4.00	1.94	1.94
12	19.00	1.25	14.38	15.00	12.75	12.00	12.88	12.92		1.56	4.50	2.19	2.19
14	21.00	1.38	15.75	16.25	14.00	13.25	14.14	14.18		1.63	5.00	2.25	3.12
16	23.50	1.14	18.00	18.50	16.00	15.25	16.16	16.19		1.75	5.00	2.50	3.44
18	25.00	1.56	19.88	21.00	18.00	17.25	18.18	18.20		1.94	5.50	2.69	3.81
20	27.50	1.69	22.00	23.00	20.00	19.25	20.20	20.25		2.12	5.69	2.88	4.06
24	32.00	1.88	26.12	27.25	24.00	23.25	24.25	24.25		2.50	6.00	3.25	4.38

THREADED

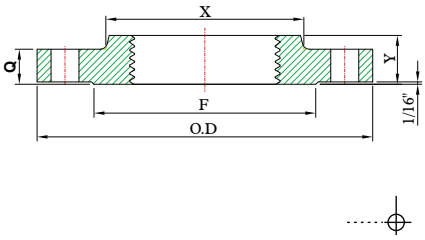

BLIND

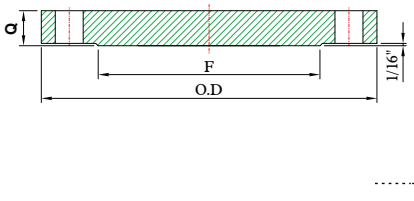

SOCKET WELD

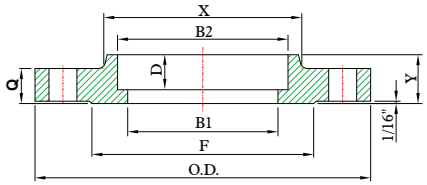

DIMENSIONS

unit : inch

NOM. PIPE SIZE	MIN. THREAD LENGTH	RADIUS (R) LAP JOINT	DRILLING			BOLTING			
			DIAMETER OF BOLT CIRCLE	NO. OF HOLES	DIA. OF HOLES	DIA. OF BOLTS	MACHINE BOLT LENGTH	STUD BOLT LENGTH	
							Raised Face .06"	Raised Face .06"	Ring Joint
1/2	0.62	0.12	2.38	4	0.62	1/2	2.00	2.50	-
3/4	0.62	0.12	2.75	4	0.62	1/2	2.25	2.50	-
1	0.69	0.12	3.12	4	0.62	1/2	2.25	2.75	3.25
1 1/4	0.81	0.19	3.50	4	0.62	1/2	2.50	2.75	3.25
1 1/2	0.88	0.25	3.88	4	0.62	1/2	2.50	3.00	3.50
2	1.00	0.31	4.75	4	0.75	5/8	2.75	3.25	3.75
2 1/2	1.12	0.31	5.50	4	0.75	5/8	3.00	3.50	4.00
3	1.19	0.38	6.00	4	0.75	5/8	3.25	3.75	4.25
3 1/2	1.25	0.38	7.00	8	0.75	5/8	3.25	3.75	4.25
4	1.31	0.44	7.50	8	0.75	5/8	3.25	3.75	4.25
5	1.44	0.50	8.50	8	0.88	3/4	3.25	4.00	4.50
6	1.56	0.50	9.50	8	0.88	3/4	3.50	4.00	4.50
8	1.75	0.50	11.75	8	0.88	3/4	3.75	4.25	4.75
10	1.94	0.50	14.25	12	1.00	7/8	4.00	4.75	5.25
12	2.19	0.50	17.00	12	1.00	7/8	4.25	4.75	5.25
14	2.25	0.50	18.75	12	1.12	1	4.50	5.25	5.75
16	2.50	0.50	21.25	16	1.12	1	4.75	5.50	6.00
18	2.69	0.50	22.75	16	1.25	1 1/8	5.00	6.00	6.50
20	2.88	0.50	25.00	20	1.25	1 1/8	5.50	6.25	6.75
24	3.25	0.50	29.50	20	1.38	1 1/4	6.00	7.00	7.50

NOM. PIPE SIZE	APPROXIMATE WEIGHT EACH– POUNDS ±			
	WELDING NECK	SLIP-ON. SOCKET WELD AND THREADED	LAP JOINT	BLIND
1/2	1.25	1.00	1.00	1.25
3/4	2.00	1.50	1.50	1.50
1	2.50	2.00	2.00	2.00
1 1/4	3.00	3.00	3.00	3.00
1 1/2	4.50	3.00	3.50	4.00
2	6.00	5.25	5.00	6.50
2 1/2	10.00	8.00	7.00	9.50
3	12.00	9.00	9.25	12.50
3 1/2	12.00	11.00	11.00	13.00
4	16.50	12.50	12.50	17.00
5	19.00	15.00	15.00	20.00
6	25.00	19.00	19.00	26.50
8	39.00	30.00	30.00	45.00
10	52.00	43.00	43.00	70.00
12	80.00	64.00	64.00	110.00
14	110.00	90.00	105.00	140.00
16	140.00	98.00	140.00	180.00
18	150.00	130.00	160.00	220.00
20	180.00	165.00	195.00	285.00
24	260.00	220.00	275.00	430.00